



















# MORNING SUMMARY



"The first rule of investment is don't lose. And the second rule is don't forget the first rule."  
Warren Buffett

Thursday, April 9, 2026

Equity Update					Global Indices						
					8-Apr						
					8-Apr						
					Developed Markets						
					Frontier Markets						
					Commodities						
					8-Apr						
					8-Apr						
ASPI	▲	885.14	4.21%	21,918	 Dow Jones	▲		47,660			
S&P SL 20 Index	▲	257.68	4.42%	6,091	 Euro Stoxx 50	▲		5,887			
Total Turnover (LKR)	▲			6,613,858,541	 FTSE 100	▲		10,593			
Market Capitalization (LKR)	▲			7,854,911,804,120	 Nikkei 225	▲		56,308			
PER (x)				11.1	 Hang Seng	▲		25,893			
PBV (x)				1.4	VN index					▲	1,757
DY (%)				2.9	KSE-100					▲	165,836
					DSEX					▲	5,318
Source: CSE					Source: Bloomberg						
Exchange Rates					Commodities						
					8-Apr						
					8-Apr						
					Type						
(LKR per unit)		TT Buying		TT Selling							
USD		\$	311.5	319.0	 Gold (USD/t.oz)	▲		4,780			
GBP		£	416.0	428.8	 Gold (LKR/t.oz)	▲		1,517,824			
EUR		€	362.2	373.8	 Brent Crude Oil (USD/Bbl)	▼		95			
JPY		¥	2.0	2.0	 Copper (USD/Lbs)	▲		576			
CNY			44.6	47.3	 Cotton (USD/Lbs)	▼		74			
INR		₹	3.4	3.5	 Aluminium (USD/MT)	▲		3,476			
					 Palm Oil 3M forward (MYR/l)	▼		4,609			
Source: CBSL					Source: Bloomberg, CBSL						
Policy Rates					OPR: 7.75%		SRR: 2.00%				
Economic Indicators					Real GDP Growth: 2025 Q4 = 4.8%		NCPI YoY Change: February 2026 = 1.60%		CCPI YoY Change: March 2026= 2.20%		
					Source: CBSL						

# DIVIDEND ANNOUNCEMENTS

## Cash Dividends

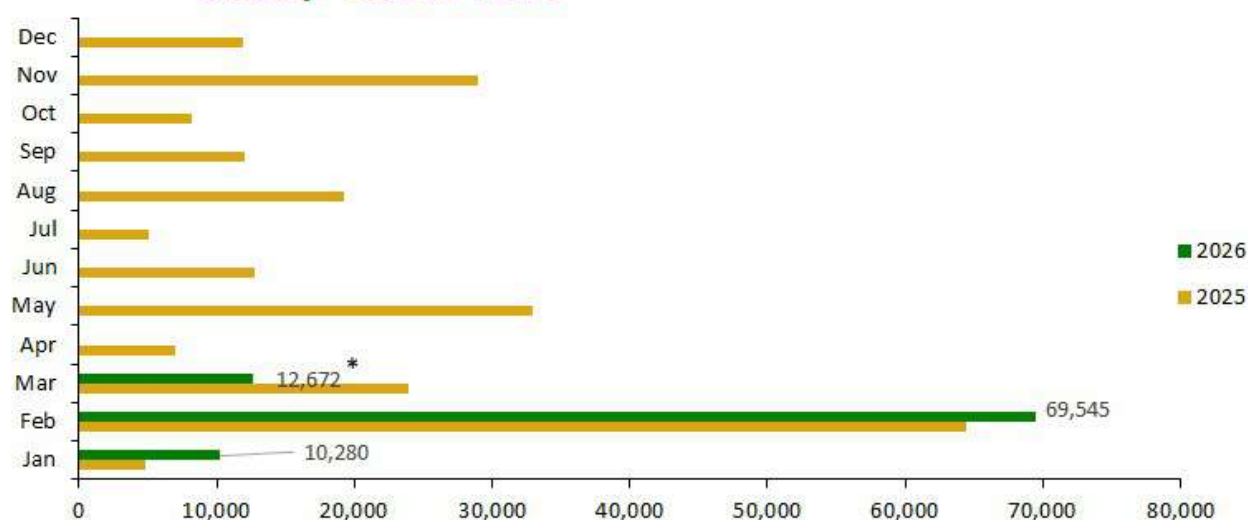


Scan here for contacts & disclaimer

Thursday, April 9, 2026

Company	Dividend Per Share	Final/Interim	XD Date	Record Date	Date of Payment
REXP (N)	LKR 9.00	First	10-Apr	15-Apr	30-Apr
MASK (N)	LKR 4.00	First	10-Apr	15-Apr	30-Apr
NAMU (N)	LKR 2.00	First	10-Apr	15-Apr	30-Apr
KGAL (N)	LKR 3.00	First	10-Apr	15-Apr	30-Apr
ALUM (N)	LKR 0.47	First	15-Apr	16-Apr	27-Apr
HOPL(N)	LKR 0.78	Third	15-Apr	16-Apr	27-Apr
KVAL(N)	LKR 1.75	Third	15-Apr	16-Apr	27-Apr
TPL (N)	LKR 4.60	Third	15-Apr	16-Apr	27-Apr
SINS(N)	LKR 0.85	Fourth	15-Apr	16-Apr	28-Apr
HAYC(N)	LKR 1.70	Fourth	15-Apr	16-Apr	28-Apr
DIPD (N)	LKR 0.76	Fourth	15-Apr	16-Apr	28-Apr
MGT (N)	LKR 0.13	Third	15-Apr	16-Apr	28-Apr
COCR (N)	LKR 3.00	First	16-Apr	17-Apr	4-May
OSEA(N)	LKR 1.75	First & Final	30-Apr	4-May	14-May
SLTL (N)	LKR 0.75	First & Final	30-Apr	23-Jun	10-Jul
CINS (N)	LKR 51.00	Final	20-May	21-May	26-May
CINS (X)	LKR 51.00	Final	20-May	21-May	26-May
DIAL(N)	LKR 1.5	Final	12-Jun	15-Jun	2-Jul
COOP (N)	LKR 0.05	Final			DATES TO BE NOTIFIED

### LKR 80,456 Mn as dividends from January - March\* 2026



\*Until April 8, 2026